

# **REVIEW OF THE 2023-24 CLIMATE, SAFETY, AND WELLNESS INVENTORY**

Board of Education  
February 22, 2024




# SURVEY PARTICIPATION

	2021-22	2022-23	2023-24
<b>Students (Grades 3-12)</b>	<b>7,992</b>	<b>7,334 (73.2%)</b>	<b>7,854 (79.6%)</b>

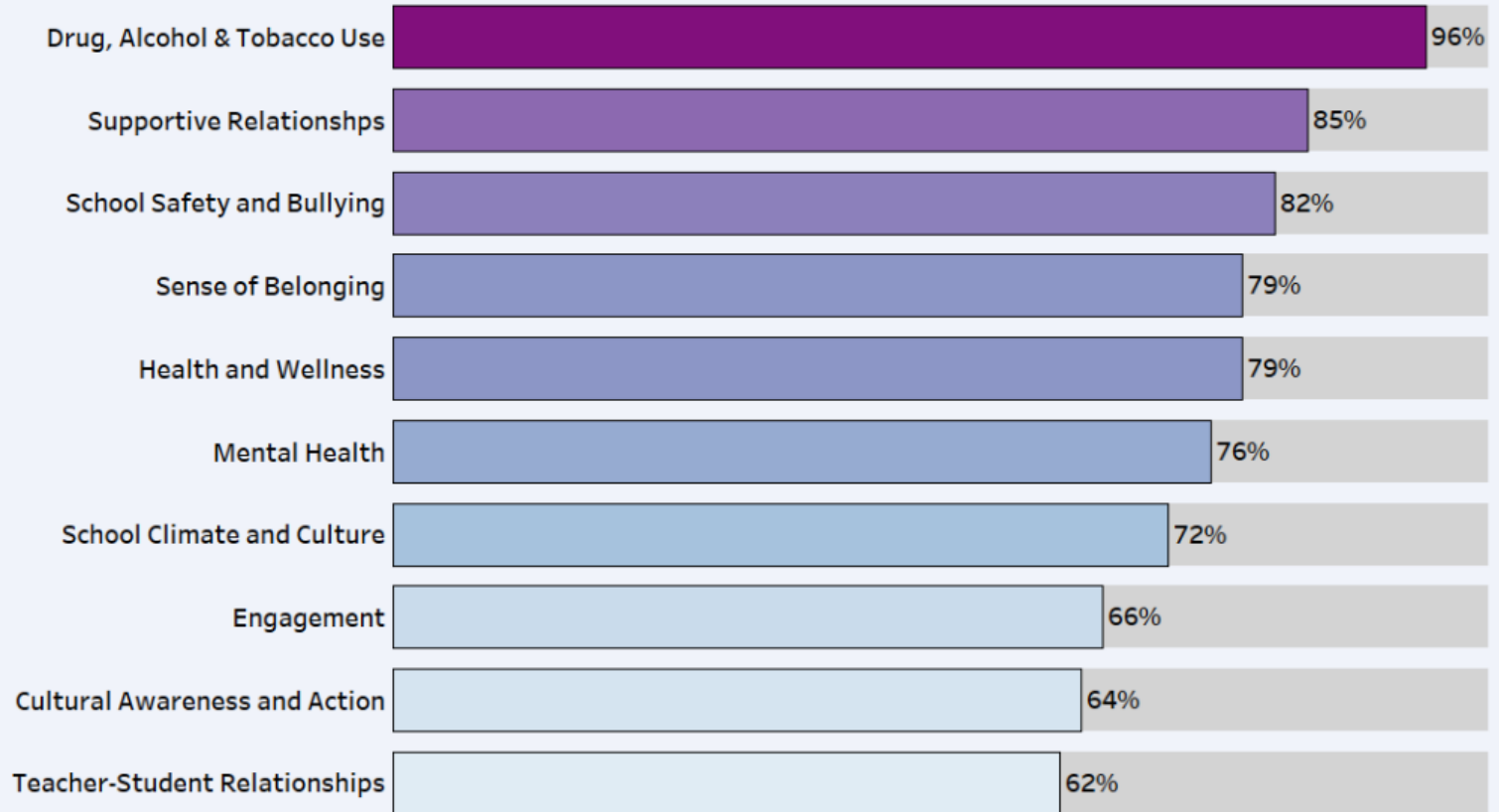
*The survey was administered between November 6 - December 22.*

*All surveys were available in English, Spanish and Vietnamese. This year was an off year on the alternating schedule for the staff and family surveys.*

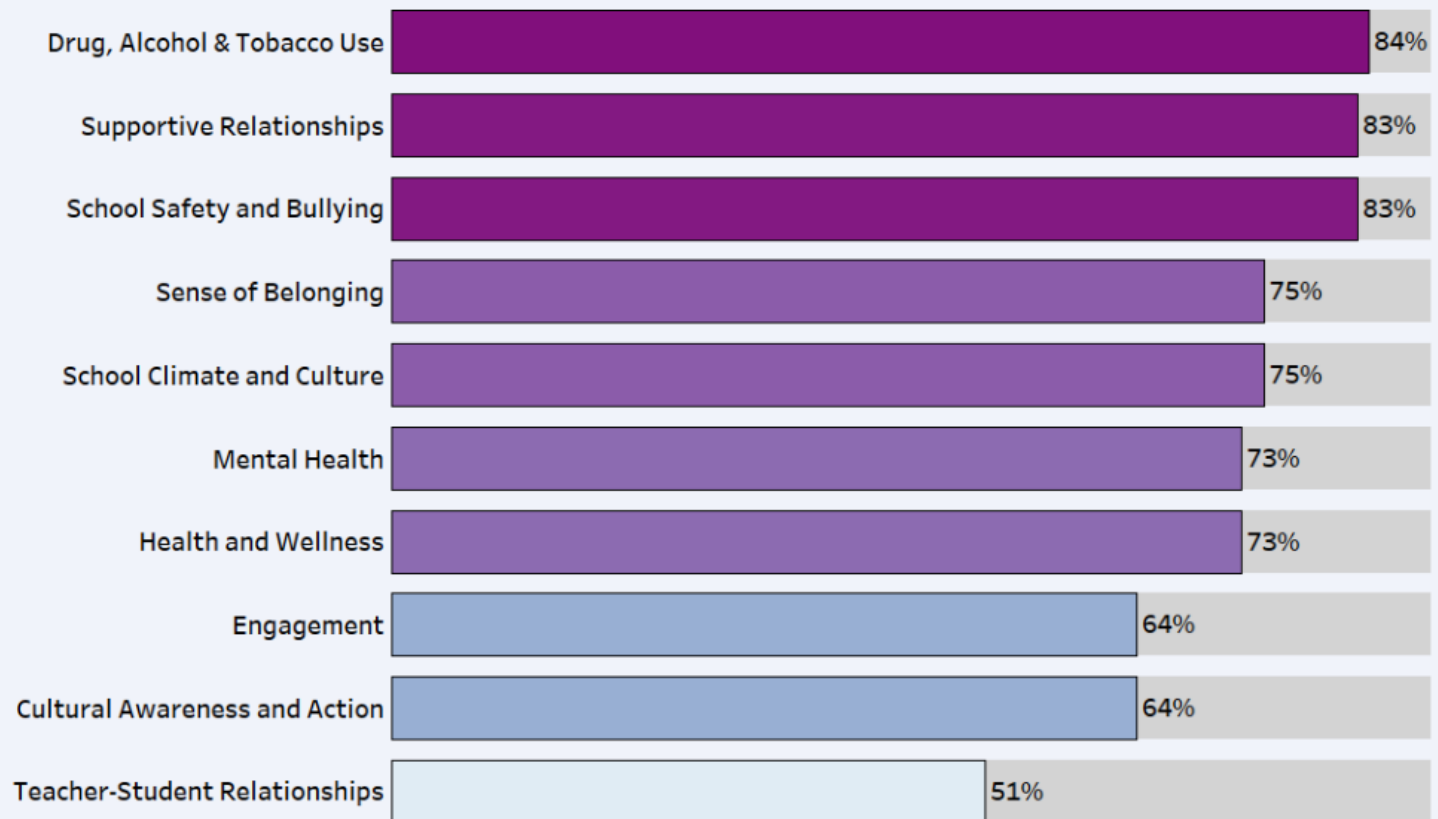
## Average Percentage Favorable LPS Elementary School Students



## Average Percentage Favorable LPS Middle School Students



## Average Percentage Favorable LPS High School Students





# NEW SURVEY QUESTIONS

Elementary	
1. “I know what to do in case of an emergency at my school”	<b>97%</b>
2. “I have fun when I am learning at my school”	<b>90%</b>
3. “How often are you learning about things that you are interested in?”	<b>77%</b>



# NEW SURVEY QUESTIONS

Secondary	MS	HS
1. “I know what to do in case of an emergency at my school”	<b>97%</b>	<b>96%</b>
2. “How often do you have the opportunities to demonstrate your understanding in a way that is different than a test or quiz?”	<b>72%</b>	<b>65%</b>
3. “Have you had the opportunity to make a difference at your school about something that matters to you?”	<b>44%</b>	<b>50%</b>



# DEMOGRAPHICS & SUBGROUPS

## 3rd-5th

- ❖ What grade are you in?
- ❖ What is your race or ethnicity?
- ❖ Is English your first language?
- ❖ Do you participate in SACC?
- ❖ Are you involved in extracurricular activities (at your school AND **outside your school**)?
- ❖ **Do you receive GT services and/or have an ALP?**
- ❖ Do you receive special education services?
- ❖ What is your gender?

## 6th-12th

- ❖ What grade are you in?
- ❖ What is your race or ethnicity?
- ❖ Is English your first language?
- ❖ Do you identify as LGBTQ?
- ❖ Are you involved in extracurricular activities (at your school AND **outside your school**)?
- ❖ **Do you receive GT services and/or have an ALP?**
- ❖ Do you receive special education services?
- ❖ What is your gender?





# SUBGROUP TRENDS

- ❖ Students who have a primary language other than English have a less positive perceptions in most areas.
- ❖ Students involved in extracurricular activities have a more positive perception in most areas.
- ❖ Students identifying as Black or African American have a less positive perception in most areas.
- ❖ Non-binary and LGBTQ students have significantly less positive perceptions in most areas.
- ❖ Student identifying as receiving Gifted and Talented services or having and Advanced Learning Plan have a more positive perception in most areas.

# WHAT IS YOUR GENDER?

## CSWI Grades 3-5

2021-2022

What is your gender?

Female	1,002	+2	+2	+1	+1	+4	+1	+1	+2	+4
Male	1,067	-1	-1	+2	0	-1	0	+1	0	-1
Prefer not to answer	297	-4	-3	-10	-4	-9	-6	-6	-6	-9

2022-2023

What is your gender?

Female	1,015	+2	+3	+1	+1	+4	+2	+1	+2	+2
Male	1,046	-1	-1	+1	+1	-2	+1	0	0	-1
Prefer not to answer	298	-4	-5	-8	-3	-9	-8	-8	-4	-8

2023-2024

What is your gender?

Female	1,005	+1	+3	+1	+3	+2	+1	+1	+3
Male	1,041	-1	-1	+1	0	+1	+2	0	-2
Prefer not to answer	287	-5	-6	-10	-8	-8	-9	-5	-7

# EXTRACURRICULAR ACTIVITIES



Fall 2023 2023 Student -  
School Climate, Safety and  
Wellness

Grades 6-8

Group Name	Group Size	Cultural Awareness and Action	Drug, Alcohol & Tobacco Use (custom)	Engagement	Health and wellness (custom)	Mental health (custom)	School Climate and Culture	School Safety and Bullying	Sense of Belonging	Supportive Relationships	Teacher-Student Relationships
All respondents	2,474	64%	96%	66%	79%	76%	72%	82%	79%	85%	62%

Are you involved in any extracurricular activities at your school?

No	1,182	-2	0	-7	-2	-1	+1	+1	-2	-1	-3
Yes	1,265	0	0	+6	+2	+1	+1	0	+1	+1	+3

Are you involved in any extracurricular activities outside of your school?

No	760	-1	-1	-4	-5	-3	0	-1	-5	-3	0
Yes	1,690	0	0	+2	+3	+2	+1	+1	+2	+2	0

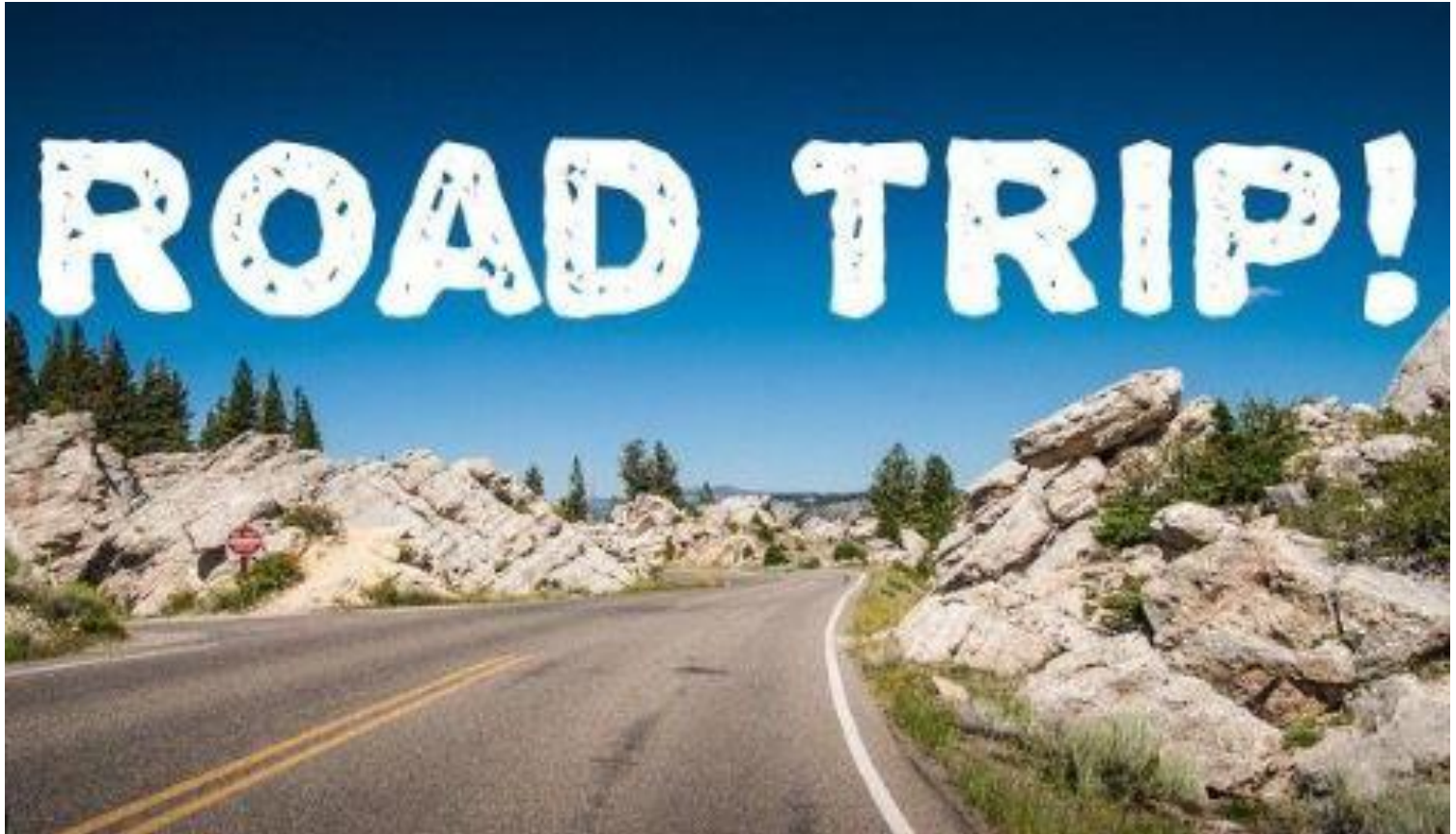
# EXTRACURRICULAR ACTIVITIES



Fall 2023 2023 Student -  
School Climate, Safety and  
Wellness  
Grades 9-12

Group Name	Group Size	Cultural Awareness and Action	Drug, Alcohol & Tobacco Use (custom)	Engagement	Health and wellness (custom)	Mental health (custom)	School Climate and Culture	School Safety and Bullying	Sense of Belonging	Supportive Relationships	Teacher-Student Relationships
All respondents	3,039	64%	84%	64%	73%	73%	75%	83%	75%	83%	51%
<b>Are you involved in any extracurricular activities at your school?</b>											
No	946	0	-3	-14	-5	-5	-3	-1	-9	-6	-5
Yes	2,062	0	+1	+6	+3	+3	+1	+1	+5	+3	+2
<b>Are you involved in any extracurricular activities outside of your school?</b>											
No	1,082	-1	-1	-6	-4	-5	-2	-1	-6	-4	-4
Yes	1,920	+1	0	+3	+3	+3	+1	+1	+4	+3	+2

# Data Drive Demonstration





Fall 2023

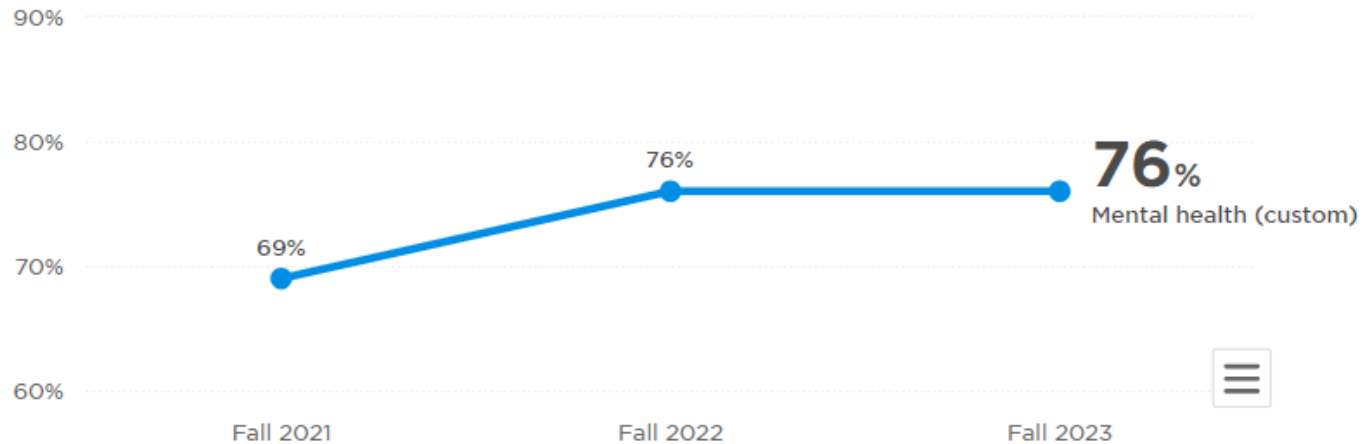
2023 Student - School Climate, Safety and Wellness - Grades 6-8

## Mental health (custom)

Based on **2,474** responses

How have results changed over time?

Percent Favorable



QUESTION

✓ I would feel comfortable seeking help for my mental health at school.

60%

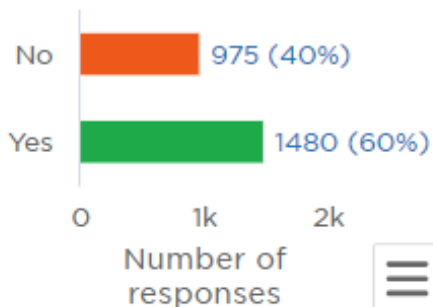
responded favorably

0

from Fall 2022



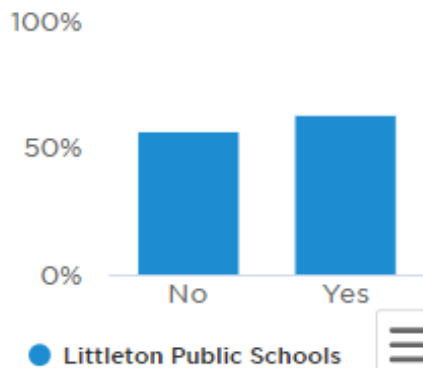
Answer distribution



Breakdown by Are you involved in any extracurricular activities at you school?



Percentage favorable responses for this question

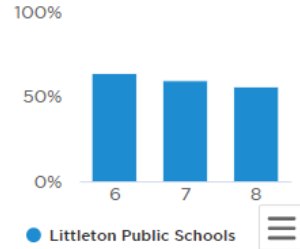




### Breakdown by What grade are you in?



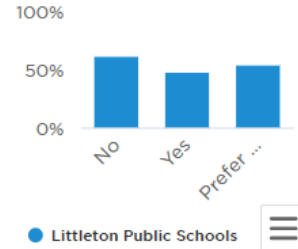
Percentage favorable responses for this question



### Breakdown by Do you identify as Lesbian, Gay, Bisexual, Transgender or Questioning?



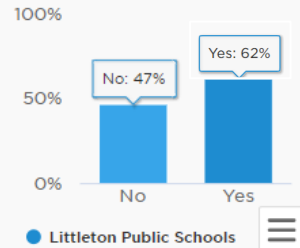
Percentage favorable responses for this question



### Breakdown by Is English your first language?



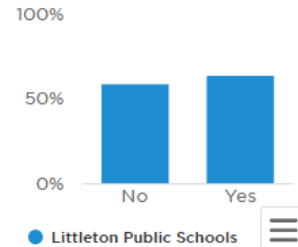
Percentage favorable responses for this question



### Breakdown by Do you receive gifted and talented (GT) services and/or have an advanced learning plan (ALP)?



Percentage favorable responses for this question

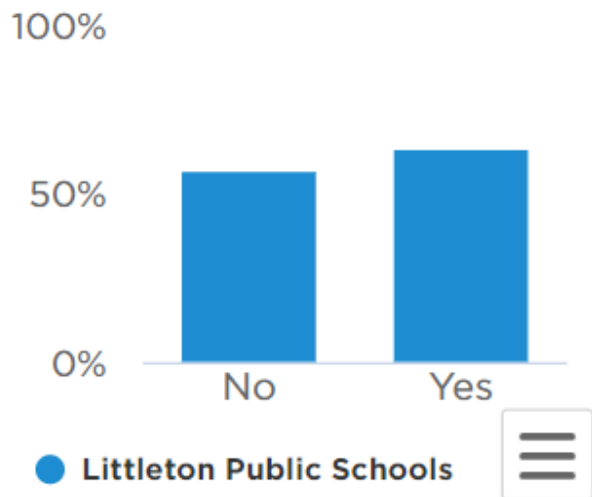




### Breakdown by Are you involved in any extracurricular activities at you school?



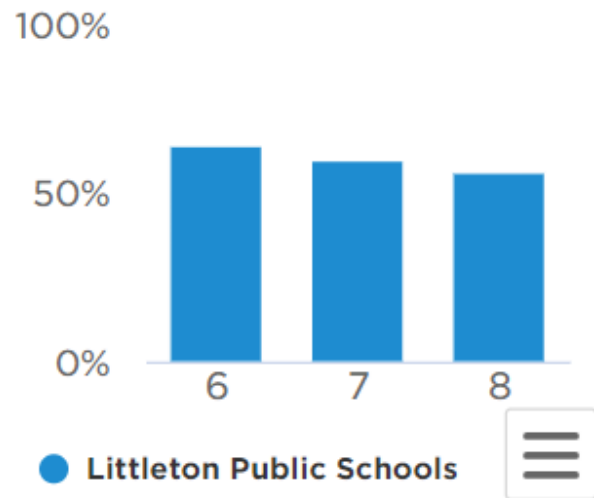
Percentage favorable responses for this question



### Breakdown by What grade are you in?



Percentage favorable responses for this question





Group Name	Group Size	Cultural Awareness and Action	Drug, Alcohol & Tobacco Use (Custom)	Engagement	Health and Wellness	Mental Health (Custom)	School Climate and Culture	School Safety and Bullying	Sense of Belonging	Supportive Relationships	Teacher-Student Relationships
All respondents	3,039	64%	84%	64%	73%	73%	75%	83%	75%	83%	51%
Do you receive gifted and talented (GT) services and/or have an advanced learning plan (ALP)?											
No	2,197	0	0	-2	0	0	0	0	0	0	-2
Yes	801	0	-1	+3	+2	+1	-1	0	+2	0	+3
What is your gender?											
Female	1,432	-2	0	0	+1	-1	-1	-1	+1	+3	0
Male	1,394	+2	0	0	+1	+5	+1	+2	+2	-1	+1
Non-Binary	82	-5	-11	-6	-5	-22	-11	-13	-19	-12	-5
Prefer not to answer	99	+3	0	-5	-5	-14	-6	-8	-9	-12	-9
What grade are you in?											
9	889	+2	+7	+1	+3	+1	+3	0	0	0	+1
10	782	0	+3	-2	+1	+1	-2	-1	+1	0	-3
11	739	-1	-4	0	-1	-1	-1	+1	0	+1	-1
12	529	0	-10	-1	-3	-1	-2	+1	+1	-1	+1
12+ / GED	31	+4	-20	-4	-17	-2	+2	-5	0	+1	+10
What is your race or ethnicity?											
American Indian / Alaska N...	57	+1	0	-4	-5	-2	-2	-2	+1	-1	-3
Asian	107	-4	+1	+1	-4	-3	-2	+1	+6	0	-4
Black/African American (No...	56	-3	-7	-2	-9	-7	-9	-11	+2	-4	-12
Hispanic / Latino / Latina	357	+1	-2	-4	-6	-5	-4	-3	-1	-2	-3
Native Hawaiian / Pacific Isl...	14	+5	-15	+6	-8	-9	-4	-13	-10	-2	-11
White/Caucasian	2,131	+1	0	+1	+3	+2	+2	+2	+1	+1	+1
Multiple Races / Multiracial	213	-4	0	-5	-3	-2	-5	-1	-7	-1	-1
Not Listed Above	68	-2	+3	-2	-4	-1	-7	-6	-6	+2	-2

# Subgroup Heat Map (Grades 9-12<sup>th</sup>)



# CONTINUING THE WORK

- Each school / program is reviewing their individual report, sharing out with key stakeholders and developing priorities for action.
- Additional review by the LPS Safe Schools Design Team, SPEAK Student Group and other key stakeholder groups
- District staff are providing support to schools and continuing conversations about how to support the identified student subgroups who feel less positive about their school experience.

**THANK YOU!**

